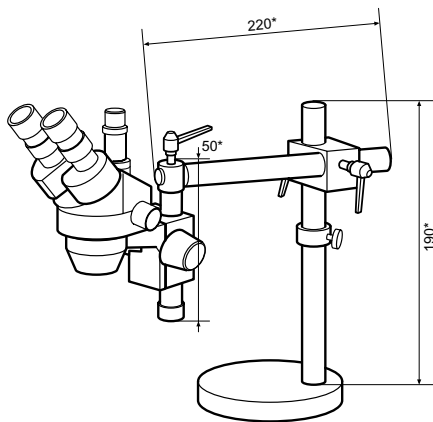



Stereo-Zoom Microscopes MarVision SM 150 / SM 160



SM 150



* Adjustment range



SM 160

Application

- For the inspection of workpieces either on the production line and in the quality assurance

Features


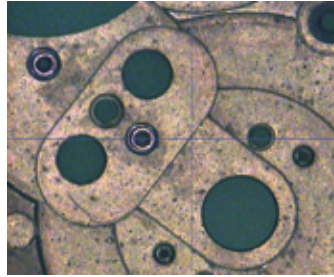

- High quality optics for light intensive and sharp three dimensional images
- Continuously variable magnification due to the adjustable zoom lenses
- Focusing with an ergonomic hand wheel, mounted either side, ideal for either a left or right handed operator
- Prism head tilted to 45° and rotatable through 360°, adjustable pupillary distance (54 - 76 mm) with the dioptic adjustment
- Integrated incident and transmitted illumination, continuously variable (SM 150 / SM 151)
- Optional mounting of a digital camera is a possible (SM 151 / SM 161)
- Supplied with: Microscope, ocular 10x, dust cover, glass plate and white / black plate (SM 150 / SM 151), operating instructions

Technical Data

	SM 150	SM 151	SM 160	SM 161
Magnification	variable 7x - 45x (0.7 / 0.8 / 1 / 1.5 / 2 / 3 / 4 / 5)			
Field of view	mm	28 - 5		
Observation tube angle	45°			
Optical tube	Binocular	Trinocular	Binocular	Trinocular
Camera connector		●		●
Working distance	mm	75		
Max. height of test piece	mm	110	—	—
Illumination	12 V / 15 W Incident and transmitted light, variable	12 V / 15 W Incident and transmitted light, variable	—	—
Base dimensions	mm	260 x 200	230 x 230	230 x 230
Order no.	4245001	4245002	4245003	4245004

Stereo-Zoom Microscopes MarVision SM 150 / SM 160

MarVision SM 151 / SM 161 with digital camera



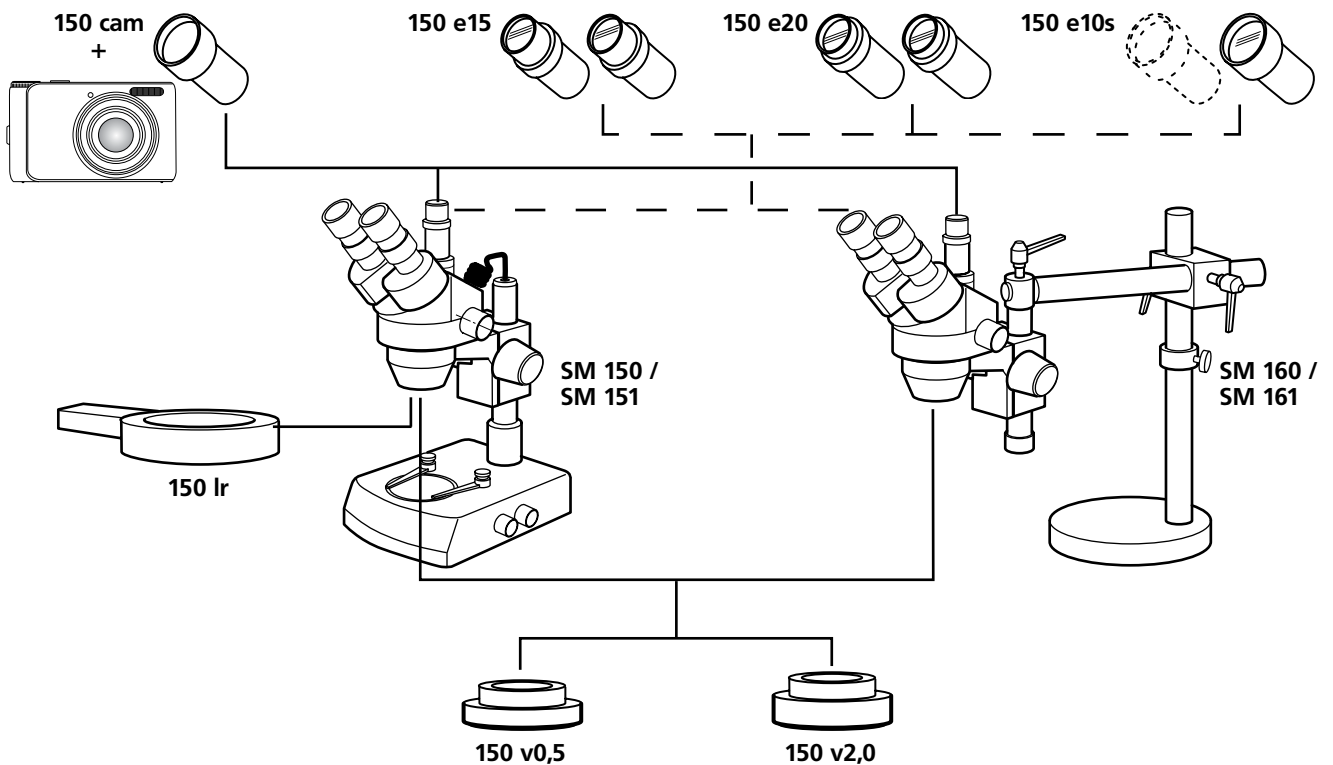
Features

- High quality digital camera with ca. 12 Megapixel and 4x optical zoom. Ideal to document workpieces (e.g. inspection of incoming goods, first sample examination, etc.)
- Supplied with: Digital camera (type of camera is dependent on the current model range), retaining ring and adaptor



Ill.: Type of camera is dependent on current the model range, retaining ring and adaptor to connect the camera objective to the microscope for high-quality microscopic photographs for the documentation of workpieces. Similar to illustration

Accessories for MarVision SM 151 / SM 161



Illumination

	Order no.
LED ring light, adjustable D= 75 mm, incl. mains adaptor	150 lr 4245030
Cold light source luminance / brightness 8 mlx, Output 30 W, Power input 50VA / 240V	200 fs* 4245043
Flexible fiber optic light guide 2-Arm, L=500 mm, D=4 mm	200 fl* 4245042

Eyepieces / Ocular

	Reticule (plate)	Quantity	Order no.
Magnification 15x		2	150 e15 4245010
Magnification 20x		2	150 e20 4245011
Magnification 10x	●	1	150 e10s 4245012

Ancillary Lenses

	Order no.
Magnification 0.5x	150 v0,5 4245020
Magnification 2.0x	150 v2,0 4245021

Camera

	Order no.
CamSet incl. digital camera and adaptor	150 cam* 4245026

* See page 8

** Only for SM 151 and SM 161