





Willrich Precision: Ph 866-945-5742 email: sales@willrich.com



Interchangeable Measuring Arms

Extend the range of the INTRIMIK above by selecting one or two additional measuring arm sets below. Or you can select a "Partial Set" from Page C-19, which includes an instrument and all three arms.

				
For use with INTRIMIK 599-238-28-1 ; 599-238-32-1 ; 599-238-36-1 only				
599-238-2864	43914	09.31001	2.400 - 2.800	
599-238-3264	43915	09.31002	2.800 - 3.200	
599-238-3664	43916	09.31003	3.200 - 3.600	
For use with INTRIMIK 599-238-40-1 ; 599-238-44-1 ; 599-238-48-1 only				
599-238-4064	43917	09.31401	3.600 - 4.000	
599-238-4464	43918	09.31402	4.000 - 4.400	
599-238-4864	43919	09.31403	4.400 - 4.800	

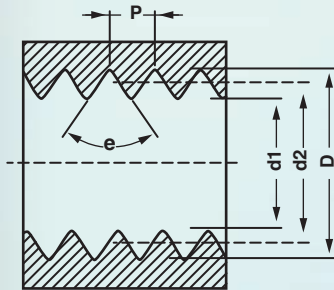
Special order Internal Measuring Arms for Thread Measurement

Thread measurement anvils are available for:

- Cylindrical bores from .59 in to 4.72 in / 15 mm to 120 mm.
- 60° metric ISO threads M16 x 0.5 to M150 x 6.
- 60° Unified inch threads UN, UNC, UNF, 5/8"-40 threads per inch to 6"-4 threads per inch.
- 55° Whitworth threads 5/8"-40 threads per inch to 6"-3 threads per inch.

For additional information contact your local distributor

Note: Setting rings should be used to ensure proper reading whenever measuring arms are changed






Style B INTRIMIK/TRI-O-BOR®






Optional Accessory

Extension for Deep Hole Measurement



			Use with INTRIMIK	Extension Length
599-238-1021	43913	09.40000	.600 in to 4.800 in / 15 to 120 mm	6 in / 150 mm

Wooden & Plastic Cases or Suitcases for Style B INTRIMIK/TRI-O-BOR®

			 in	 mm
<i>Cases for Individual - Style B - Inch or Metric</i>				
599-238-9997	43921	09.60023	0.600 to 0.800	14 - 20
599-238-9997	43921	09.60023	0.800 to 1.000	20 - 25
599-238-9997	43921	09.60023	1.000 to 1.200	25 - 30
599-238-9996	43920	09.60025	1.200 to 1.600	30 - 40
599-238-9996	43920	09.60025	1.600 to 2.000	40 - 50
599-238-9996	43920	09.60025	2.000 to 2.400	50 - 60
-	-	09.60027	2.400 to 2.800	60 - 70
-	-	09.60027	2.800 to 3.200	70 - 80
-	-	09.60027	3.200 to 3.600	80 - 90
-	-	09.60004	3.600 to 4.000	90 - 100
-	-	09.60004	4.000 to 4.400	100 - 110
-	-	09.60004	4.400 to 4.800	110 - 120
<i>Cases for Sets - Style B - Std. Range Type</i>				
599-241-9997	43923	09.60024	0.600 to 1.200	15 - 30
599-241-9997	43923	09.60026	1.200 to 2.400	30 - 60
<i>Cases for Sets - Style B - Extended Range</i>				
599-238-9998	45372	09.60028	2.400 to 3.600	60 - 90
599-238-9998	45372	09.60008*	3.600 to 4.800	90 - 120

* May use 09.60004 for partial sets.