


Inside Thread Micrometer Micromar 44 CZ

DIN
863-4

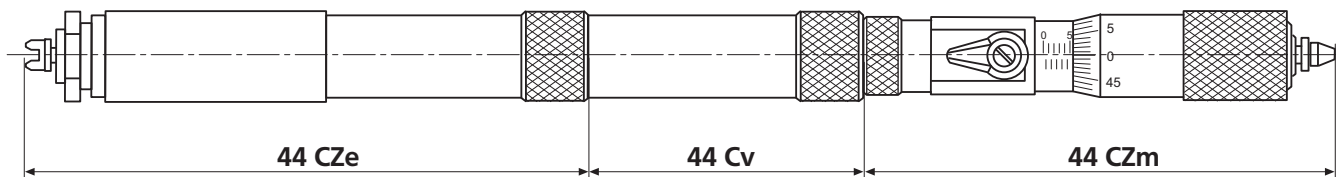


Features

- Basic Instrument consists of: Measuring head and End piece
 - Measuring head and End piece with mounting bore for interchangeable anvils
 - Rigid, lightweight tubular construction
 - Spindle is hardened throughout and ground
 - Locking lever
 - Scales with satin-chrome finish
 - Carbide tipped spherical measuring faces
 - Interchangeable extensions 44 Cv with cylindrical gage rods that are spring-mounted in protective sleeves; for the extension of the measuring range (Accessories)
 - Protection sleeves have a satin chrome finish
- Span of error**
Basic unit 6 μm
Basic unit in combination with any of the extensions
 $4 \mu\text{m} + 10 \times 10^{-6} \times l$
(l = length of the combination in mm)
- Supplied with: Case

Technical Data

Measuring range (Measuring head 44 CZm and End piece CZe) mm	Measuring head 44 CZm		Order no.
	Readings	Spindle thread pitch	
200 - 225	0.01	0.5	4168030



Accessories

Individual Extensions 44 Cv

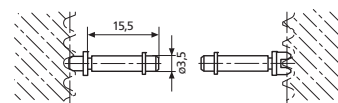
Length mm	Order no.	Length mm	Order no.
25	4167030	200	4167033
50	4167031	400	4167034
100	4167032	800	4167035

Case, wooden boxes, etc. please refer to page 3-28

Inchangeable Anvils for Inside Thread Micrometer Micromar 44 CZ

For pitch, root and outside diameters. Hardened, wear-resistant special steel. With cylindrical mounting shank and retainer ring which ensures locking while permitting rotation in bore of spindle and anvil.

For pitch diameters



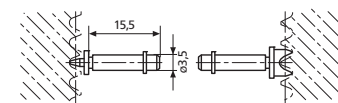
Metric thread (60°)				Whitworth thread (55°)				American UST thread (60°)			
Pitch	V-anvil	Tapered anvil		Pitch	V-anvil	Tapered anvil		Pitch	V-anvil	Tapered anvil	
mm	Order no.	Order no.		Gänge je Zoll	Order no.	Order no.		range TPI	Order no.	Order no.	
0,5 - 0,7	4179400	4173400		40 - 32	4179043	4173443		40 - 32	4179115	4173515	
0,7 - 1	4179401	4173401		32 - 24	4179044	4173444		32 - 24	4179116	4173516	
1,25 - 2	4179402	4173402		24 - 18	4179045	4173445		24 - 18	4179117	4173517	
2 - 3,5	4179403	4173403		18 - 14	4179046	4173446		18 - 14	4179118	4173518	
3,5 - 5	4179404	4173404		14 - 10	4179047	4173447		14 - 10	4179119	4173519	
5 - 7	4179405	4173405		10 - 7	4179048	4173448		10 - 7	4179120	4173520	
7 - 9	4179406	4173406		7 - 4,5	4179049	4173449		7 - 4,5	4179121	4173521	
				4,5 - 3	4179050	4173450		4,5 - 3	4179122	4173522	
				3 - 2,5	4179407	4179409					

For pitch diameters

Pair consists of V-anvil and tapered anvil. Shank length 15.5 mm

For outside diameters

Pair consists of V-anvil and pointed anvil. Each pitch requires a separate V-anvil. The pointed anvil can be used for several pitches.

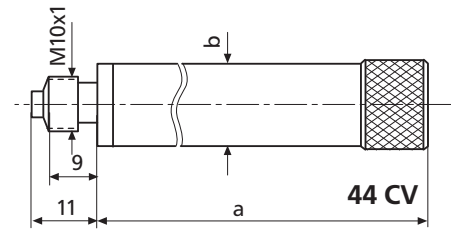


Trapezoid threads according to DIN 103			Metric thread (60°)			Whitworth thread (55°) American UST thread (60°)			
Pitch	V-anvil	Pointed anvil	Pitch	V-anvil	Pointed anvil	Pitch	V-anvil	Pointed anvil	
mm	Order no.	Order no.	mm	Order no.	Order no.	range TPI	Order no.	Order no.	
1	4179950	4173650	0,5	4179513	4173220	40	4179730	4173334	
1,5	4179951	4173651	0,6	4179514		36	4179731		
2	4179952	4173652	0,7	4179515		32	4179732		
3	4179953	4173653	0,75	4179516		28	4179733		
4	4179954	4173654	0,8	4179517		26	4179735		
5	4179955	4173655	0,9	4179518		24	4179736		
6	4179956	4173656	1	4179519		22	4179737		4173341
7	4179957	4173657	1,25	4179521		20	4179738		
8	4179958	4173658	1,5	4179522		19	4179739		4173344
9	4179959	4173659	1,5	4179523		19	4179740		
10	4179960	4173660	2	4179525	16	4179742	4173348		
12	4179961	4173661	2,5	4179526	14	4179743			
14	4179962	4173662	3	4179527	12	4179745	4173348		
16	4179963	4173663	3,5	4179529	11	4179746			
18	4179964	4173664	4	4179530	10	4179747	4173452		
20	4179965	4173665	4,5	4179531	9	4179749			
18	4179964	4173664	5	4179533	8	4179750	4173456		
20	4179965	4173665	5,5	4179534	7	4179751			
			6	4179535	6	4179753	4173461		
					5	4179754			
					4,5	4179755	4173461		
					4	4179757			
					3,5	4179758	4173461		
					3,25	4179759			
					3	4179760			

Accessories for Micromar 44 Cms / 44 CB / 44 CZ

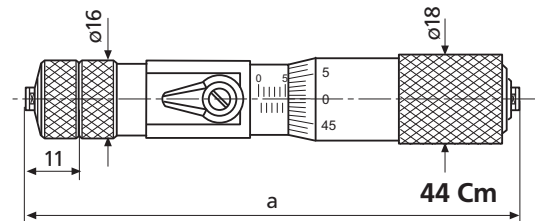
Individual Extensions 44 Cv

Length a mm	dia. b mm	Order no.
25	15	4167030
50	15	4167031
100	15	4167032
200	15	4167033
400	15	4167034
800	22	4167035



Inside Micrometer 44 Cm

Measuring range mm	Reading mm	Spindle thread pitch mm	Order no.
100 - 125	0.01	0.5	4168001



Ring Gage 355 E

Ring Gage 355 E for testing the basic setting see page 13-14

Special wear resistant steel,
hardened and lapped
Dimensions according to DIN 2250 C
Manufacturing tolerance in accordance to DIN 2250
Uncertainty of the engraved actual dimension 1/2 IT1



Order no.

Case for Inside Micrometer 44 Cm and extension sets Cvs1 or Cvs2 **4168015**

Wooden case for 2 extensions 44Cv 800 mm **4168016**