



A revolutionary new stereo microscope

“Ergonomic design is not a *'nice to have'* feature, but critical to operator comfort and productivity.”



FM 557119

Vision Engineering Ltd has been certified for the quality management system ISO 9001:2008.

A revolutionary new stereo microscope

Since the invention of the microscope in the 1590's, there have been significant technological developments in the design of the optical microscope. However, one thing has remained constant in all this time: Uncomfortable microscope eyepieces.

You may accept that it is just normal for microscope eyepieces to be a little uncomfortable, not very ergonomic and not that easy to use, **but it doesn't have to be this way ...**

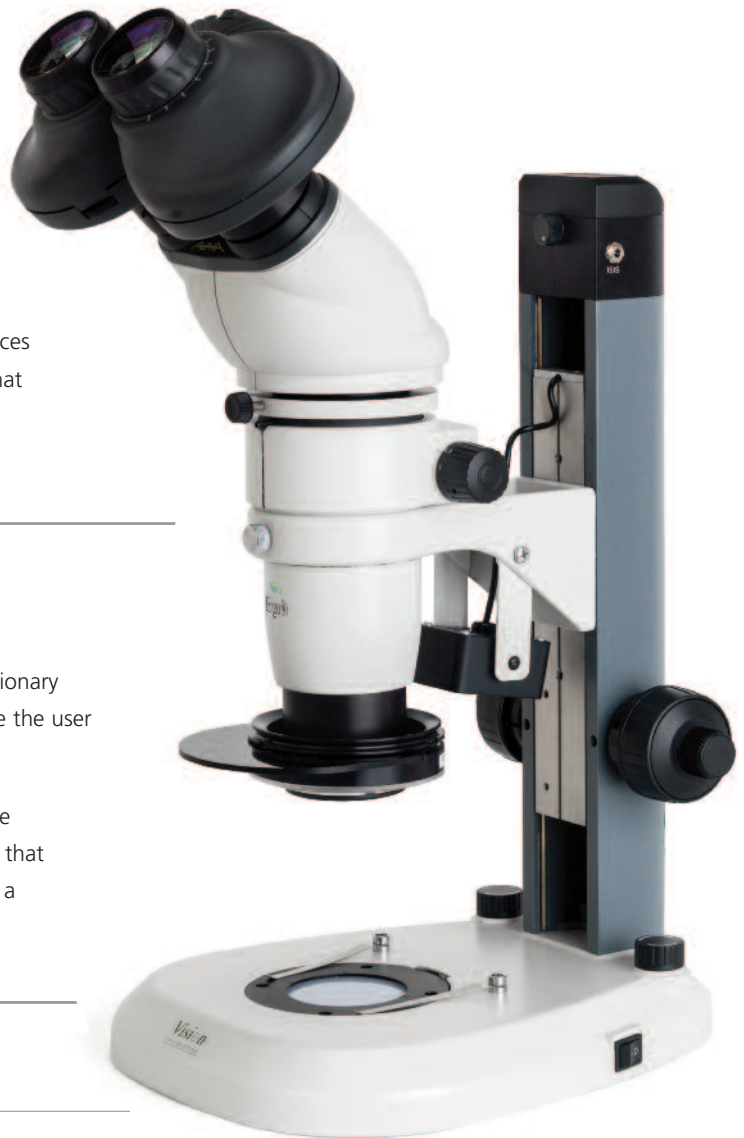


A stereo microscope with comfortable eyepieces

The Ergo80 stereo microscope employs a revolutionary patented eyepiece design which does not require the user to precisely align their eyes with the eyepieces.

In fact, the user can sit back from the microscope (up to 38mm) and still view the image, meaning that uncomfortable and difficult-to-use eyepieces are a thing of the past.

Ergo80 stereo microscope,
with patented ergonomic eyepieces. ○



“Ergonomic design is not a *'nice to have'* feature, but critical to operator comfort and productivity.”



Restrictive eyepieces of a conventional stereo microscope



Patented eyepieces increases head freedom, reducing fatigue

Improving operator ergonomics is not just about improving comfort

Businesses choose Vision Engineering's ergonomic microscopes because they know their operators are more efficient, more accurate and more productive. *So the operator benefits and so does the business.*

Give your stereo microscope a health check!

✓ Ergonomic working position

An ergonomic body position makes the Ergo80 more comfortable, less fatiguing and, more importantly, much easier to use. Additionally, optimal operator ergonomics minimises the risk of repetitive strain-related injuries. A happy worker is a productive worker.

✓ Freedom of head movement

An additional benefit of Vision Engineering's patented eyepieces is that users do not need to precisely align their eyes with the eyepieces. This freedom of movement reduces associated neck and back strain associated with the fixed body position of conventional microscope eyepieces.

✓ A natural view of the subject

With conventional microscope eyepieces, operators must position their eyes very close to the eyepieces, blocking out ambient light. The intense light exiting the eyepieces causes the pupils to contract. Constant contraction and expansion of the pupils is the main cause of eye fatigue with microscopes.

With the patented eyepieces of Ergo80, users sit back from the eyepieces (up to 38mm), allowing ambient light into the eyes. Additionally, the light exiting the eyepieces is spread over a larger area, proving a more natural view of the subject.

✓ Ability to wear glasses

With Ergo80, operators do not need to remove their glasses (or safety glasses) to use the microscope.

✓ Easy hand-eye co-ordination

Easy hand-eye co-ordination is possible with the Ergo80 – critical for re-work, repair, dissection and other manipulation tasks. Sitting back from the eyepieces provides users with much better peripheral vision, so they can co-ordinate hands in a natural manner.

Read about our patented technology:
www.visioneng.com/ergonomics »



System details

Incorporating over 50 years of proven optical experience in a high quality infinity corrected stereo zoom microscope, the Ergo80 delivers superb performance, with exceptional optics.

With an 8:1 zoom ratio, the Ergo80 has a standard magnification range of 8x - 64x (128x max.) allowing fast and accurate viewing of all subjects.

A compact, modular design allows accessories to be added to the configuration, without loss of clarity or contrast through the common main objective.

Objective lens	Zoom Magnification Range	Working Distance
0.7x	5.6x - 44.8x	130mm
1.0x	8x - 64x	78mm
2.0x	16x - 128x	34mm



Bench stand, with low profile base and integral substage illumination



Boom mount, ideal for larger samples

Accessories



■ Image capture

Range of digital / video camera options.

■ Imaging software

Software solutions are available for image mark-up, dimensioning and documentation purposes. View the online demo at www.visioneng.com/dimensionone

■ Floating stage

Provides smooth and sensitive control. For use with bench stand only.



■ Ergowedge

Allows the eyepieces to be tilted -5° to -25°, maintaining optimum ergonomics for all users.

■ Double iris diaphragm

Adjustable, to increase depth of focus and sample contrast.

Technical details

Optical

- Patented 'Expanded-Pupil' eyepieces providing 10 times greater head freedom than conventional binocular microscope eyepieces.
- Standard magnification range 8x – 64x
- 8:1 zoom magnification ratio


Illumination

- 360° multi-point LED ringlight provides long-life surface illumination
- LED substage illumination (bench stand only)

Dimensions

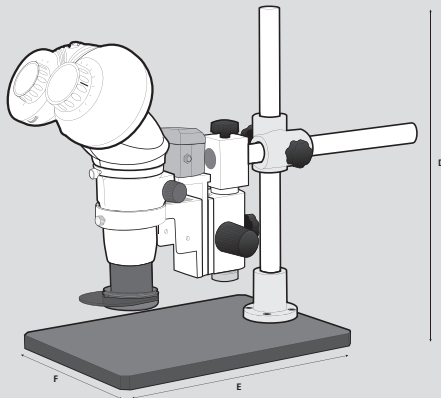
Bench Stand

A = 560mm max.
B = 300mm
C = 250mm



Boom Mount

D = 660mm max.
E = 400mm
F = 280mm



Quality, service & support

More about Vision Engineering

Vision Engineering has been designing and manufacturing ergonomic microscopes for over 50 years.

With a philosophy of design innovation, Vision Engineering holds world patents for a number of optical techniques which significantly improve microscope ergonomics.

To date, over 300,000 'eyepieceless' and 'expanded image' microscopes have been installed for both industry and life science applications.



ISO 9001:2008

Vision Engineering Ltd is certified for the quality management system ISO 9001:2008.



FM 557119

Service & support

Vision Engineering has a network of international offices throughout Europe, Asia, North and South America, supported by fully trained distributor partners. Full user training, service, and support is available, ensuring the highest levels of customer support is maintained.

Find out more at www.visioneng.com »





Vision Engineering manufacture a comprehensive range of ergonomic stereo microscopes as well as a complete line of optical and video non-contact measuring systems.

For more information...

Vision Engineering has a network of offices and technical distributors around the world. For more information, please contact your Vision Engineering branch, local authorised distributor, or visit our website.

Distributor

Willrich Precision
Ph: 866-945-5742
email: sales@willrich.com



Vision Engineering Ltd.
(Manufacturing)
 Send Road, Send,
 Woking, Surrey, GU23 7ER, England
 Tel: +44 (0) 1483 248300
 Email: generalinfo@visioneng.com

Vision Engineering Ltd.
(Commercial)
 Monument House, Monument Way West,
 Woking, Surrey, GU21 5EN, England
 Tel: +44 (0) 1483 248300
 Email: generalinfo@visioneng.com

Vision Engineering Inc.
(Manufacturing & Commercial)
 570 Danbury Road, New Milford,
 CT 06776 USA
 Tel: +1 (860) 355 3776
 Email: info@visioneng.com

Vision Engineering Inc.
(West Coast Commercial)
 745 West Taft Avenue, Orange,
 CA 92865 USA
 Tel: +1 (714) 974 6966
 Email: info@visioneng.com

Vision Engineering Ltd.
(Central Europe)
 Anton-Pendele-Str. 3,
 82275 Emmerring, Deutschland
 Tel: +49 (0) 8141 40167-0
 Email: info@visioneng.de

Vision Engineering Ltd.
(France)
 ZAC de la Tremblaie, Av. de la Tremblaie
 91220 Le Plessis Paté, France
 Tel: +33 (0) 160 76 60 00
 Email: info@visioneng.fr

Vision Engineering Ltd.
(Italy)
 Via Cesare Cantù, 9
 20092 Cinisello Balsamo MI, Italia
 Tel: +39 02 6129 3518
 Email: info@visioneng.it

Vision Engineering
(Brasil)
 Tel: +55 11 4063 2206
 Email: info@visioneng.com.br

Nippon Vision Engineering
(Japan)
 272-2 Saedo-cho, Tsuduki-ku,
 Yokohama-shi, 224-0054, Japan
 Tel: +81 (0) 45 935 1117
 Email: info@visioneng.jp

Vision Engineering Ltd
(China)
 11J, International Ocean Building,
 720 Pudong Avenue, Shanghai,
 200120, P.R. China
 Tel: +86 (0) 21 5036 7556
 Email: info@visioneng.com.cn

Vision Engineering
(S.E. Asia)
 Tel: +603 80700908
 Email: info@visioneng.asia

Vision Engineering
(India)
 Email: info@visioneng.co.in

Visit our multi-lingual website:

www.visioneng.com