

## Lever Type Gage Heads

F



EHE-2056

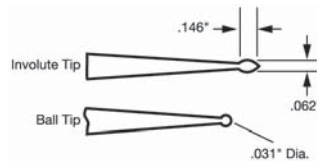
### Features

- Clutch-mounted contact swivels through 280° arc for easy positioning
- Linearity – 0.1% over full range of  $\pm 0.250$  mm /  $\pm 0.10$ "
- Gaging pressure less than 4 g / .14 oz. in either direction, with a change of less than 0.1 gram per 25  $\mu$ m / .001" of contact travel. Special gaging pressures available. Contact Mahr Federal Technical Assistance
- Repeatability better than 0.1  $\mu$ m / 4  $\mu$ in
- Cable length – 1.2 m / 4 ft
- Miniature models include the same powerful features as standard sized Lever Type Gage Heads

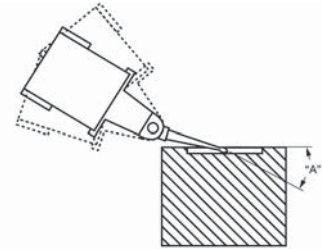
For use on test stands, surface plate work, or where light pressure is needed.

## Automatic Cosine Error Compensation

Angle "A"	Correction Factor
10	.985
20	.940
30	.866
40	.766
50	.643
60	.500



Involute tip (normally furnished) automatically corrects for cosine error when finger is at an angle up to 20°. Simplifies "reach over" jobs.



When exceeding 20°, use ball tip contact and table above. With multiplier function, 832F & 1840F Amplifiers can correct for cosine error.

## Accessories

**Adaptor** to mount EHE-2048 on Model 2400 Stand

**Clamp** for mounting EHE-2048 on model 2300 Stand

**Accessories kit** for EHE-2048. Includes EAM-1071, CP-116, EPT-1013, two rectangular holding bars and a holding rod

**Replacement tip**, 1.6 mm/ .062" dia. steel ball

**Replacement tip**, 0.787 mm/ .031" dia. tungsten carbide ball

**Replacement tip**, steel involute (normally furnished)

**Replacement tip**, 0.787 mm/ .031" steel ball

**Replacement tip**, 1.6 mm/ .062" dia., sapphire ball, 1:1 ratio

**Replacement tip**, 1.6 mm/ .062" dia., sapphire ball, 2:1 ratio

**Replacement tip**, 1.6 mm/ .062" dia., sapphire ball, 3:1 ratio

**Replacement tip**, 1.6 mm/ .062" dia., sapphire ball, 4:1 ratio

**Replacement tip**, 1.6 mm/ .062" dia., sapphire ball, 5:1 ratio

**Replacement adjustable nose mounting bracket**

**Replacement fixed back plate mounting bracket**

### Order no.

EAM-1071

CP-116

EAS-1333

EPT-1004

EPT-1007

EPT-1008

EPT-1013

EPT-1059-W1

EPT-1059-W2

EPT-1059-W3

EPT-1059-W4

EPT-1059-W5

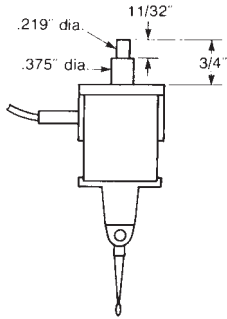
EAT-1010

EPL-1140

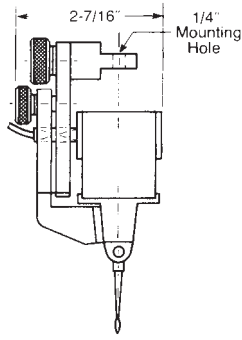
## Lever Type Gage Heads

F

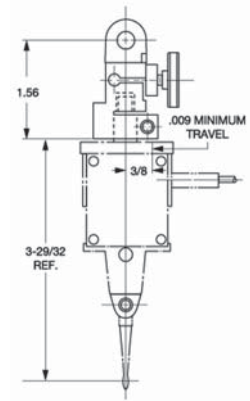
### Models and Accessories



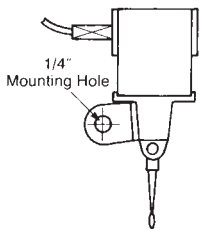
**Model EHE-2048** – Post Bracket Back, (BK-108) tamper-proof mounted. Option: Conversion Bracket, EAM-1071, attaches quickly and securely in any rotational direction to suit a wide variety of mounting needs.



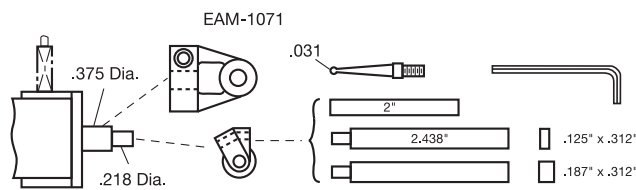
**Model EHE-2056** – Adjustable Nose Mount (EAT-1010), tamper-proof mounted. Permits wide choice of positions and approximately 3.8 mm / .150" fine adjustment for quick setup with support close to gaging contact.



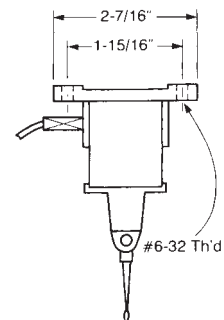
**Model EAT-1026** – Fine Adjust Attachment for Lever Type Gage Heads with post mounting option, permits mounting on a wide variety of fixtures.



**Model EHE-2050** – Fixed Nose Mount (EAM-1045), tamper-proof mounted. Provides support close to gaging contact for the most critical applications.



**Model EAS-1333** – Mounting Kit for use with EHE-2048. Permits Gage Head to be mounted on a wide variety of stands and holding fixtures. Includes Conversion Bracket, EAM-1071 and 0.787 mm / .031" diameter ball tip contact.



**Model EHE-2052** – Fixed Back Plate, (EPL-1140) tamper-proof mounted. For mounting on adjustable plates or slides in fixtures for continuous duty application.