

V7

Advanced Height Gauge for the Workshop

Willrich Precision
Ph 866-945-5742
email: sales@willrich.com



1.

PRESENTATION

The V7 height gauges combine technological innovation and tradition. With their touch-display and lateral insert holders, which have proven their worth for decades, the V7 rank as universal instruments for the workshop.

In spite of an entirely revisited interface, Trimos instruments philosophy has been maintained and the user will have no difficulty whatsoever to rapidly take it in hand.

The touch display allows a maximal simplified use as no superfluous information is displayed and therefore the number of functions buttons is limited to what is strictly necessary. Functions, normally considered as complex, such as 2D, programming, statistics, become child's play. It results in an unequalled ease of use and therefore a substantial increase in productivity.

The pair of lateral insert holders comes from generations of instruments that have forged the reputation of Trimos. Their great robustness and flexibility allow the use of very diverse probes up to 400 mm long with a breath-taking repeatability.

The V7 are equipped with the revolutionary displacement handwheel allowing the user to choose either the manual or motorized displacement mode.


- Measuring ranges 400 to 1800 mm
- Simple and easy-to-use graphic interface
- Electronically adjustable measuring force
- Manual or motorized displacement
- 2D, programming, statistics
- Large range of accessories
- All possible adjustments without tools
- Interfaces RS232 and USB



A : Adjustable touch-display with intuitive functions



B : Handwheel for measuring carriage movement. Manual or motorized mode



C : Horizontal displacement handle with functions buttons and air cushion

D : Additional probe holder

E : Probe weight balance system

F : Interchangeable insert and probe holder

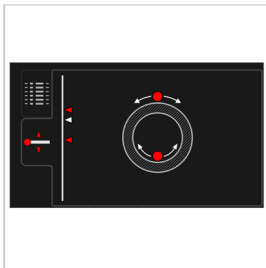
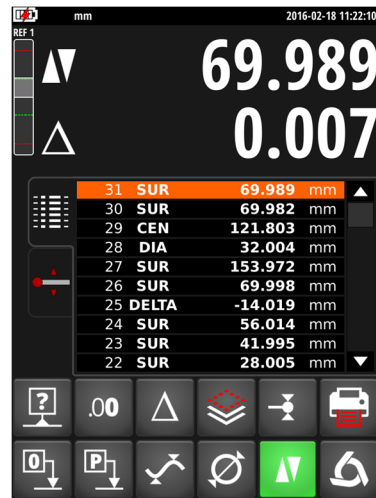
G : Cast iron base for optimal stability

2.

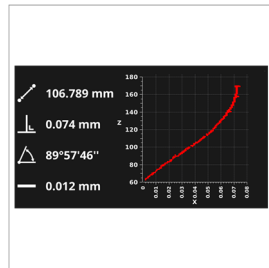
DISPLAY / SOFTWARE

The tablet-type display and graphic interface corresponds to the most modern industrial standards. The great flexibility offered by the touch-display allows a quick and easy grasp.

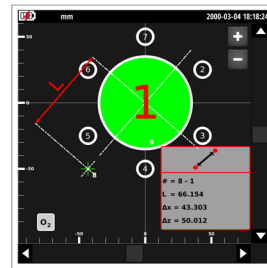
- VERY SIMPLE GRAPHIC INTERFACE
- GRAPHIC HELP FOR MEASUREMENTS
- 2D MODE MEASUREMENT
- MEASURING SEQUENCES
- STATISTICAL ANALYSIS OF RESULTS
- INTEGRATED ONLINE HELP
- TEMPERATURE COMPENSATION



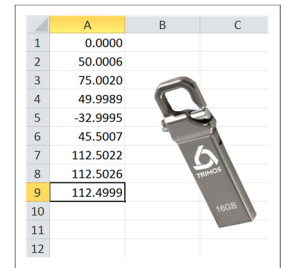
Graphic help for each function



Display of perpendicularity



Ultra-simple and intuitive 2D interface



Data transfer via USB, RS232 or on memory stick

3.


TECHNICAL DATA

V7		400	700	1100	1800
Measuring range	mm (in)	407 (16)	711 (28)	1110 (44)	1810 (71)
Measuring range with extension	mm (in)	719 (28)	1023 (40)	1422 (56)	2122 (83)
Max. permissible errors, B _{MPE}	µm	2 + L(mm)/400			2.5 + L(mm)/300
Repeatability, R _{MPE} (2s)	µm	1 (∅: 2)			
Frontal perpendicularity, S _{MPE}	µm	5	8	11	25
Maximal Resolution	mm (in)	0.0001 (0.00001)			
Measuring force	N	0.75 ÷ 1.5			
Autonomy	h	12			
Interfaces		USB / RS232			
Air cushion		Yes			
Weight	kg	22	25	34	41


The above values have been determined according to ISO 13225 with the standard measuring insert (TA-MI-101).

4.


APPLICATIONS




Height, thickness, and sequential measurement



Diameter and centreline measurement with graphical help



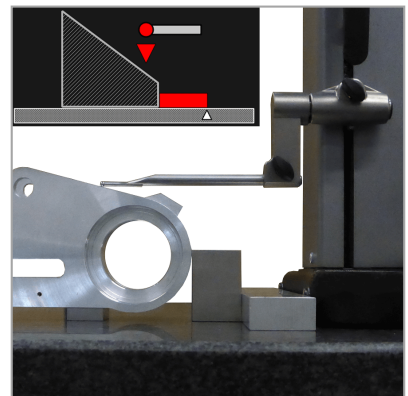
Mechanically adjusted perpendicularity on all instruments




Probes up to 400 mm with excellent repeatability




Large range of accessories for each measuring application



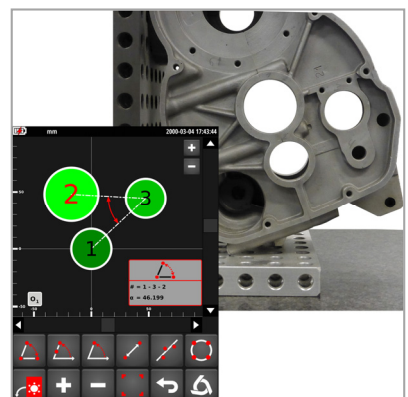
Graphically assisted angles and cones measurement



Instantaneous shift between manual and motorized mode



Perfectly steady measuring force guaranteed by the motorization



2D measurement with easy graphical interface

