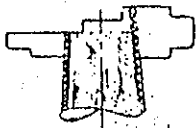


"HOW TO USE"

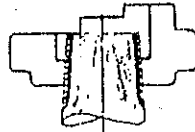
PIPE RING AND PLUG GAGES

NPTF (DRYSEAL) 3 & 6 step gages

RINGS



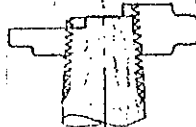
If L₁ ring goes on to the maximum notch



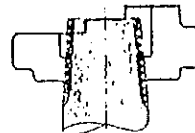
the L₂ ring must also go on to the maximum notch within 1/2 turn



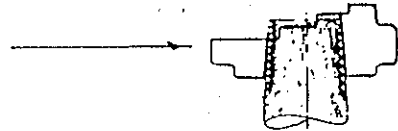
and the six step plain ring must go between the MX and MXT notch



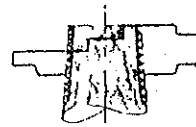
If the L₁ ring goes on to the basic notch



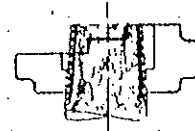
the L₂ ring must also go on to the basic notch within 1/2 turn



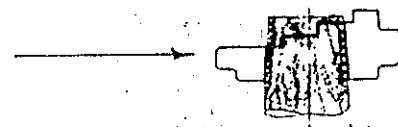
and the six step plain ring must go between the B and BT notch



If the L₁ ring goes on to the minimum notch

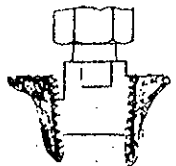


the L₂ ring must also go on to the minimum notch within 1/2 turn

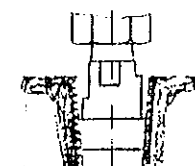


and the six step plain ring must go between the MN and MNT notch

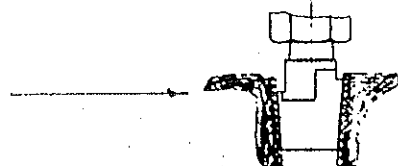
PLUGS



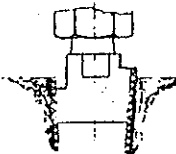
If the L₁ plug goes in to the maximum notch



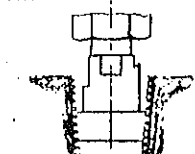
the L₂ plug must also go in to the maximum notch within 1/2 turn



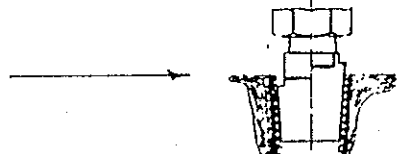
and the six step plain plug must go between the MX and MXT notch



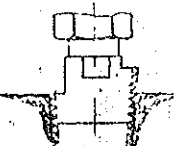
If the L₁ plug goes in to the basic notch



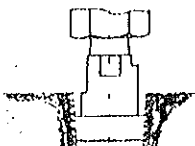
the L₂ plug must also go in to the basic notch within 1/2 turn



and the six step plain plug must go between the B and BT notch.



If the L₁ plug goes in to the minimum notch



the L₂ plug must also go in to the minimum notch within 1/2 turn



and the six step plain plug must go between the MN and MNT notch