


Vision fixtures for Keyence IM systems Offered by Willrich Precision sales@willrich.com / 866-945-5742

Fixturing made simple

The Renishaw QuickLoad™ Corner (QLC) fixture is designed to ensure repeatability and provide secure work-holding for any size, shape or type of part for measuring on your vision system. Hold even the smallest of parts in a wide variety of ways while maintaining a clear view of the part.



Hold virtually anything

Renishaw has a wide selection of modular metrology fixturing components, designed to hold even the smallest of parts, allowing for maximum visibility and probe access without obscuring any critical features.

Cut inspection time

Keep your parts set up on multiple plates, switching on and off the machine within seconds. This minimises down time waiting for fixturing to be set up. Both modular and custom plates can be used on the QuickLoad corner, for even greater flexibility.

Made for easy viewing

Serrations are present on the edges of the QuickLoad corner. Parts can be inspected easily when mounted directly against these serrations using Renishaw fixture clamping components, which allow complete access around your part.

1

QuickLoad Corner

To determine the correct QuickLoad corner frame to suit your machine, simply identify your machine model below.




Quickload corners		
Part number	Description	Machine model
R-QLC-KIM7000	QuickLoad Corner	IM-7010, IM-7020 and IM 8020
R-QLC-KIM7030	QuickLoad Corner	IM-7030 and IM 8030


NOTE: Please contact your local sales representative if you wish to use a QuickLoad corner with the Keyence IM-6000 series.

Acrylic fixture base plate

Parts can be placed directly on the acrylic multi-window or multi-hole base plate and are held securely using Renishaw's modular fixturing components, ensuring repeatability and reproducibility.



Acrylic base multi-window plate



Acrylic base multi-hole plate



Quick slide plates:

Quick slide plates

Quick slide plates attach to the QLC giving you the ability to secure your parts on or between the slides using various Renishaw fixturing components.

Plates			
Part number	Description	Machine model	Windows
M4 multi-hole plates			
R-PV-13150150-10-4	13 mm × 150 mm × 150 mm acrylic plate	All IM-7000 and IM 8000 series	–
R-PV-13200200-10-4	13 mm × 200 mm × 200 mm acrylic plate	All IM-7000 and IM 8000 series	–
R-PV-13250150-10-4	13 mm × 250 mm × 150 mm acrylic plate	IM-7030 and IM 8030 series	–
R-PV-13300200-10-4	13 mm × 300 mm × 200 mm acrylic plate	IM-7030 and IM 8030 series	–
M4 multi-window plates			
R-PV-W-13150150-10-4	13 mm × 150 mm × 150 mm acrylic plate	All IM-7000 and IM 8000 series	4
R-PV-W-13200200-10-4	13 mm × 200 mm × 200 mm acrylic plate	All IM-7000 and IM 8000 series	5
R-PV-W-13250150-10-4	13 mm × 250 mm × 150 mm acrylic plate	IM-7030 and IM 8030 series	3
R-PVW-13300200-10-4	13 mm × 300 mm × 200 mm acrylic plate	IM-7030 and IM 8030 series	3
Quick slide plates			
R-PSQ-2042-4	17.6 mm × 20 mm × 79 mm M4 quick slide plate	IM-6000, all IM-7000 and IM 8000 series	–
R-PSQ-3272-4	17.6 mm × 32 mm × 109 mm M4 quick slide plate	IM-6000, all IM-7000 and IM 8000 series	–

NOTE: M6, M8 and 1/4-20 thread size plates are available upon request. For QLCs to fit the Keyence IM-6000 series, contact your local sales representative.

3 Component sets

There are several M4 component sets for fixturing your parts on the base plate. All included options are available in M4 thread.



Component set A



Component set B

Component sets				
Part number	Description	R-KFK-4	Set A Part no. F-FSV-A-4	Set B Part no. F-FSV-B-4
R-S-65-4*	Ø6 mm × 5 mm standoff	–	–	3
R-S-610-4*	Ø6 mm × 10 mm standoff	–	3	6
R-S-625-4*	Ø6 mm × 25 mm standoff	–	3	6
R-S-95-4*	Ø9 mm × 5 mm standoff	–	3	3
R-S-910-4	Ø9 mm × 10 mm standoff	–	3	6
R-S-920-4	Ø9 mm × 20 mm standoff	–	3	6
R-S-925-4	Ø9 mm × 25 mm standoff	–	3	6
R-S-1210-4	Ø12 mm × 10 mm standoff	–	3	6
R-S-1225-4	Ø12 mm × 25 mm standoff	–	3	6
R-SP-610-4	Ø6 mm × 10 mm pin standoff	–	2	4
R-SP-910-4	Ø9 mm × 10 mm pin standoff	–	2	4
R-CTT-40-25-4	40 mm soft tip tension clamp with 25 mm post	–	2	4
R-CWT-25-25-4	30 mm long soft tip spring wire clamp with 25 mm post	–	2	4
R-CWT-50-50-4	50 mm long soft tip spring wire clamp with 50 mm post	4	2	4
R-CP-4	Pusher clamp	–	1	1
R-CVM-B-4	Micro vice clamp with base	–	1	1
R-CSPS-1210-4	Ø12 mm × 10 mm apring pusher standoff clamp	–	1	1
R-RPA-4	Ø6 mm × 5 mm aluminium resting pin	–	4	4
R-VC-5050-4	50 mm × 50 mm corner viewer	–	1	1
R-CVM-4	Micro vice clamp	1	–	–
R-CMC-4	Micro centres with Ø4.8 mm centre pins	1	–	–
R-M-13-4	Ø13 mm × 25 mm magnet	1	–	–
R-NTM-1	Magnetic mini square V-block	1	–	–
R-AVM-4	Adjustable micro V	1	–	–
R-VMB-20510	Micro V-block (sold in pairs)	1	–	–
R-AJ-9-4	Ø9 mm adjustable jackstand	–	–	–
R-AS-30-4	30 mm long adjustable slide	–	1	2
R-ASA-45-4	45 mm long adjustable acrylic slide base	2	1	2
R-TB-1619-4	16 mm ² × 41 mm tower block with base	1	1	1
R-TC-300190-4	300 mm × 190 mm × 25 mm component tray	–	1	1
R-BC-10	50 mm × 200 mm × 150 mm compartment box (not shown)	1	1	1
Total number of components in each set		14	48	85

*Component does not have a threaded top.

NOTE: Additional components can be added to complement your component set, see overleaf for details.

Optional M4 fixturing components

Renishaw offers a wide range of components which can be added to complement your fixturing collection.

Please refer to our **technical specification catalogue** or the **Renishaw** on-line store for full details.

To discuss metrology fixturing for your vision machine contact your local sales representative or visit www.renishaw.com/contact

Mirrors, adjustable angle plate and clamps		
Part number	Thread	Description
R-ASM-4	M4	45° adjustable slide mirror
R-ASM-50-2	M4/M6/1/4-20	Large 45° adjustable slide mirror
R-VC-5050-4	M4	50 mm × 50 mm corner viewer
R-PCA-135075-10-4	M4	12.3 mm × 50.8 mm × 76.2 mm adjustable angle plate
R-CC-6	M4/M6/1/4-20	Centres with Ø6 mm pins
R-CSVM-4	M4	Micro V spring clamp
R-CVM-4	M4	Micro vice clamp
R-CPSM-4	M4	Micro sliding pusher clamp
R-CJR-3	M4/M6/1/4-20	Rotating 3-jaw clamp

1/4 - 20 fixture kits		
Part number	Description	Number of components
R-FSV-QLCA-20	Vision component set A	54
R-FSV-QLCB-20	Vision component set B	89

NOTE: M6 and M8 sets are available upon request. For more information on 1/4-20 sets contact your local sales representative.

Looking for a custom solution?

If our standard range of modular fixturing does not meet your requirements, we can provide custom fixtures for your CMM, vision system, multi-sensor machine or Equator™ gauge for singular or multiple parts. Let us design and create a custom fixture for almost any size, shape, weight or material parts that you need to inspect.


Ask your local sales representative about a custom fixture today or visit www.renishaw.com/customfixture



QLU custom



MG 6285E



Intralox 1R

 866-945-5742

sales@willrich.com



© 2019-2022 Renishaw plc. All rights reserved. RENISHAW® and the probe symbol are registered trade marks of Renishaw plc. Renishaw product names, designations and the mark 'apply innovation' are trade marks of Renishaw plc or its subsidiaries. Other brand, product or company names are trade marks of their respective owners. Renishaw plc. Registered in England and Wales. Company no: 1106260. Registered office: New Mills, Wotton-under-Edge, Glos, GL12 8JR, UK.

WHILE CONSIDERABLE EFFORT WAS MADE TO VERIFY THE ACCURACY OF THIS DOCUMENT AT PUBLICATION, ALL WARRANTIES, CONDITIONS, REPRESENTATIONS AND LIABILITY, HOWSOEVER ARISING, ARE EXCLUDED TO THE EXTENT PERMITTED BY LAW.

Part no.: H-1000-9981-02-A
Issued: 06.2022