

The Gx200

A Digital Readout for Simple and Advanced Gaging Applications.



- ✓ Supporting Touchscreen gesture controls.
- ✓ Advanced gaging using sophisticated formulas
- ✓ Cutting-edge user interface thats clean and intuitive.

What is the Gx200?

The Gx200 is an advanced digital readout system for performing single or multi-point gage measurements at very high levels of precision and accuracy.

The Gx200 can be configured for 2, 4, or 8 single input channels.

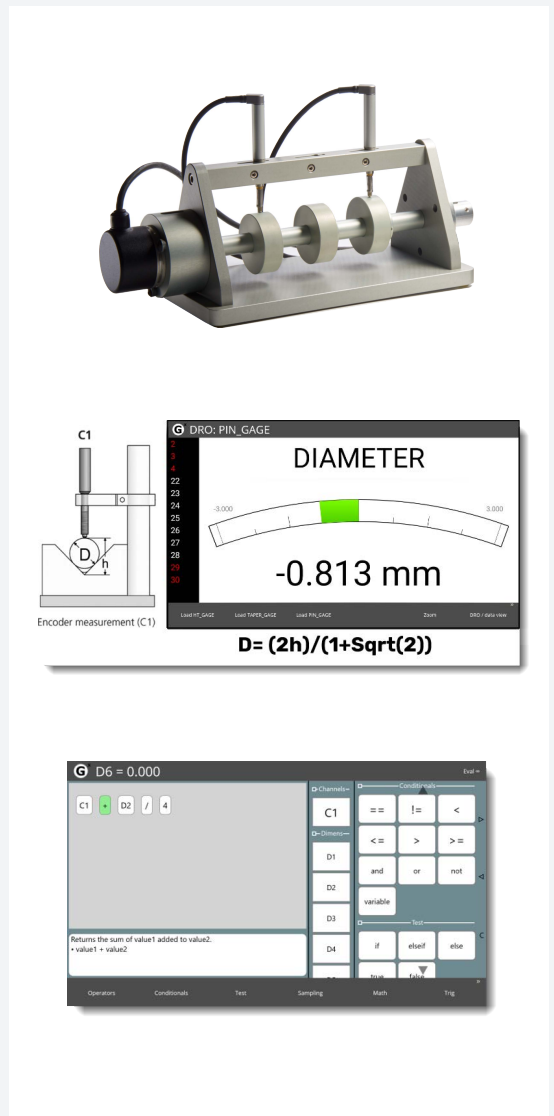
How the Gx200 Works

- ✓ The Gx200 utilizes formulas to define and display dimensions based on channel inputs.
- ✓ Formulas can be as simple as a single channel reading, or complex with use of powerful logic statements, employing mathematical calculations, and other dynamic functionality.

Quick Setup - Flexible Formula Entry

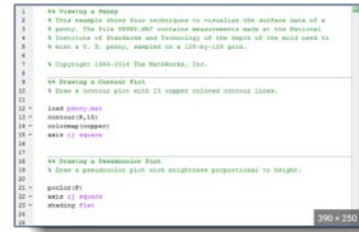
Multiple data entry mechanisms allow Parts to be set up quickly and easily, regardless of their complexity. Entry methods include:

- ✓ **Intelligent formula builder:**
Use Channel Inputs, Math Operators and Conditional Logic functions directly from the internal graphical editor for building formulas.



Quick Setup - Flexible Formula Entry

- ✓ **Generate direct keyboard entry:**
Use a USB or Bluetooth keyboard to type formulas directly into the dimension setup screen.
- ✓ **Upload externally authored scripts:**
Create part scripts and formulas in the external editor of your choosing and upload them to your Gx Part.



Supports Analog and TTL Devices

Flexible, compact, microprocessor-based gage amplifier that can support analog and TTL based input devices.



Extensive Connectivity

Gx200 supports multiple input and output options such as:

- ✓ USB
- ✓ General Purpose Input Output (GPIO - Up to 24V logic level)
- ✓ RS-232
- ✓ Footswitch input
- ✓ Bluetooth peripherals
- ✓ Wi-Fi data exchange



Graphical Data Views

Multiple View Types provide flexibility in how gaging results can be viewed and reported. A clear indication of tolerance status (pass/fail) is always visible.

Display dimensions either individually, or with up to 7 simultaneously. In DRO view, you can display the dimensions with horizontal bar, vertical bar, or dial gages.



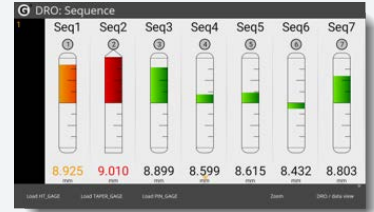
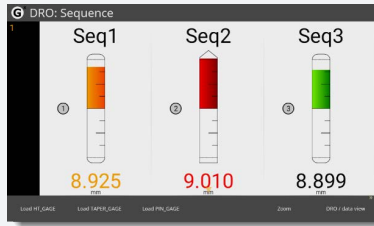
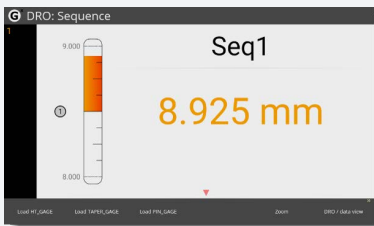
Color Coded Data View

A Parts Database collects and displays individual gage results in a tabular sheet view, providing a quick way to view past results across multiple gage dimensions.

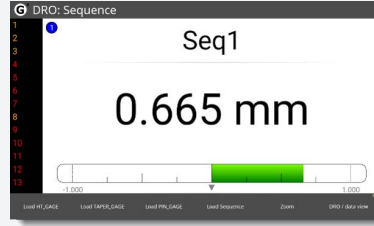
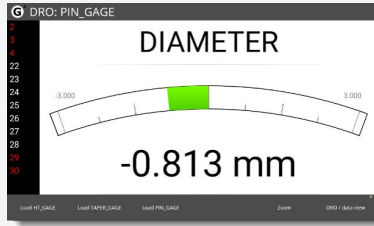
#	Seq1	Seq2	Seq3	Seq4	Seq5	Seq6	Seq7	Seq8
1	8.930 mm	8.930 mm	8.930 mm	8.930 mm	8.930 mm	8.930 mm	8.930 mm	8.930 mm
2	8.930 mm	8.930 mm	8.930 mm	8.930 mm	8.930 mm	8.930 mm	8.930 mm	8.930 mm
3	8.930 mm	8.930 mm	8.930 mm	8.930 mm	8.930 mm	8.930 mm	8.930 mm	8.930 mm
4	3.355 mm	3.521 mm	3.575 mm	3.608 mm	3.837 mm	4.895 mm	4.670 mm	4.944 mm
5	5.012 mm	5.012 mm	5.009 mm	4.147 mm	6.203 mm	6.347 mm	6.390 mm	6.389 mm
6	6.271 mm	6.315 mm	7.377 mm	7.495 mm	7.376 mm	7.377 mm	7.377 mm	7.402 mm
7	7.563 mm	7.916 mm	8.099 mm	8.915 mm	8.927 mm	8.933 mm	8.932 mm	
8	8.924 mm	8.927 mm	8.942 mm	8.934 mm	8.591 mm	8.831 mm		8.900 mm

Multiple View Types

Supported view that include single, multiple or sequential results display.



Seq	Value (mm)
Seq2	-1.259
Seq3	-0.247
Seq4	-1.259
Seq5	-0.100
Seq6	-0.058
Seq7	-1.259



Data Graph View

A Graph-based data view allow you to review measurement results over time, including upper and lower tolerance limits.



Stats Calculations View

A Statistics View displays the calculated Min, Max, Range, Average, Std Deviation, and 6 Sigma values of the gage data sets.

	HEIGHT
Min	-0.0175 mm
Max	8.9425 mm
Range	8.9600 mm
Average	7.7085 mm
Std Dev	2.5061 mm
6 Sigma	15.0364 mm

Data Handling

Multiple records management options create a flexible environment for gaging workflows.

- ✓ Export records data to USB Storage
- ✓ Send records data via RS-232
- ✓ Print records data to a Wi-Fi enabled printer
- ✓ Transmit records data wirelessly using the GxLink app, and from the GxLink app easily to Excel.

#	D1	D2	D3	D4	D5	D6	D7
1	0.660 mm	14.200 mm	0.266 mm	1.120 mm	0.192 mm	-0.980 mm	0.710 mm
2	-1.490 mm	2.900 mm	0.011 mm	-0.410 mm	-0.860 mm	0.430 mm	-0.350 mm
3	-3.760 mm	13.600 mm	0.109 mm	-1.520 mm	0.800 mm	-0.480 mm	0.110 mm
4	-3.760 mm	13.600 mm	0.204 mm	0.050 mm	-0.200 mm	0.200 mm	-1.160 mm
5	-0.490 mm	0.200 mm	0.117 mm	-0.560 mm	0.340 mm	-0.440 mm	-0.470 mm
6	0.490 mm	-4.400 mm	-0.103 mm	0.670 mm	0.350 mm	-0.470 mm	-0.430 mm
7	-0.950 mm	4.700 mm	0.026 mm	-0.210 mm	-0.620 mm	-0.990 mm	0.170 mm
8	2.230 mm	-10.400 mm	-0.100 mm	1.790 mm	0.600 mm	0.270 mm	1.610 mm
9	0.960 mm	-1.100 mm	0.097 mm	0.290 mm	0.600 mm	1.220 mm	1.610 mm
10	0.960 mm	-1.100 mm	0.097 mm	0.290 mm	0.600 mm	1.220 mm	1.610 mm
11	-0.200 mm	1.100 mm	0.097 mm	-0.510 mm	-0.200 mm	-0.610 mm	-0.260 mm
12	2.880 mm	-13.400 mm	-0.116 mm	0.080 mm	-0.200 mm	-0.630 mm	-0.380 mm
13	4.140 mm	18.200 mm	0.136 mm	-1.250 mm	-1.200 mm	0.790 mm	-3.150 mm
14	2.910 mm	0.900 mm	0.325 mm	-2.600 mm	-2.320 mm	-0.330 mm	-1.490 mm



Advantages of the Gx200

- ✓ **Easy to program** - tackling both simple and complex gage applications with the ability to enter and define gage dimensions directly in the readout, or by using external scripting tools.
- ✓ **Advanced formula capabilities** - coupled with multiple I/O options, programmers have the flexibility needed to tackle today's demanding gaging challenges.
- ✓ **Data Export/handling flexibility.**
- ✓ **Extensive Connectivity.**



Gx200 Specifications

Display: 7" Color 1024 X 600 LCD, with an LED backlit capacitive touch screen.

Power supply (included): 100-240VAC, 50/60Hz, 0.8A. Power Input to Mx200: 12V.

Agency Approvals: CE (Pending)

DRO Dimensions: 286 mm wide x 51 mm deep x 162 mm high.

DRO Baseplate Dimensions: 120 mm wide x 125 mm deep x 9.5 mm high

Multiple Mounting Options



Available Configurations

The Gx200 is available in (3) base input configurations:

- ✓ 2 Channel
- ✓ 4 Channel
- ✓ 8 Channel

The 2, 4, and 8 channel configurations above is available for any of the supported input types and must be specified at the time of purchase.



**WILLRICH PRECISION
I N S T R U M E N T**
THINK MEASUREMENT... THINK WILLRICH

Ph 866-945-5742 email:sales@willrich.com